

FIRST AID REPAIRS TO HYDRA-RAM.

MOSTLY, THE HYDRA-RAM MAY NOT FUNCTION IF NOT USED FOR SEVERAL MONTHS. IN GENERAL IT IS FROM THE LACK OF USE. FOR A POSSIBLE REPAIR VIA TELEPHONE OR BY THESE INSTRUCTIONS, DO THE FOLLOWING:

THE UNIT IS INTERNALLY UNDER 22 LBS. OF PRESSURE SO IT CAN BE USED IN ANY POSITION-EVEN UPSIDE DOWN. TO TEST THE CHARGE THE FOLLOWING SHOULD BE MEASURED:

STAND THE UNIT UPRIGHT-ON THE HANDLE RING-DROP A PEN DOWN THE HOLE IN THE FRONT OF THE JAWS THE SIZE OF A NICKEL-IF THE DEPTH OF THE HOLE IS 4 INCHES OR LESS, IT GENERALLY CAN BE FIXED-IF THE MEASUREMENT IS 5 INCHES OR MORE-STOP AND SEND THE UNIT TO FOR REPAIR SINCE IT HAS LOST IT'S CHARGE.

**HYDRA-RAM, INC
594 HORSE POUND ROAD
CARMEL, NEW YORK 10512
TEL#1-845-228-0242**

THE RELEASE LEVER UNDER THE HANDLE, MUST BE TIGHTLY CLOSED. SNAP FROM THE BODY BY LETTING YOUR FINGER OF AT THAT LEVEL. TO INSURE CLOSURE TIGHTEN CLOCKWISE.

PUMP THE TOOL OUT THE 4 INCHES (6 INCHES WITH HYDRA-RAM 2) TO IT'S END. THE TOOL AT THIS POINT WILL LOCKUP. IF IT DOESN'T, PUSH THE RELEASE LEVER AND PUMP AT THE SAME TIME AS THE PISTON COMES BACK. THIS FLUSHES THE UNIT AND MAY CURE ANY HANG-UP. DO THIS 10 OR TWENTY TIMES. IF THIS DOES NOT WORK THE FOLLOWING MAY BE TRIED.

IN THE CLOSED POSITION, PLACE YOUR LEFT HAND ON THE HANDLE IN THE DOWN PUMP POSITION-LET GO AND HIT THE HANDLE WITH YOUR TWO POUND Mallet AS THE HANDLE RISES. THIS ALSO MAY REQUIRE HITTING 10 OR TWENTY TIMES. FIRST FLUSH- THEN THE STRIKING. THERE IS FOUR CHAMBERS WITH BALLS AND SPRINGS IN EACH THAT MAY BE HUNG UP DO THE LACK OF USE. THE ABOVE ACTIONS MAY JAR THEM LOOSE.

IF THE RELEASE LEVER DOES NOT WORK DO THIS. BACK OUT THE SCREW ON THE RELEASE-TAKE OFF THE SPRING FROM IT'S END AND OIL BOTH THE MALE AND FEMALE PARTS OF THE RELEASE. USE THE RELEASE AS A WRENCH-POINT TO THE RIGHT-PUSH ON TO THE STEM-TURN TO THE LEFT (ON AND OFF) UNTIL YOU SEE 2 ½ THREADS-PUT OIL ON THE THREADS AND CLOCKWISE THE RELEASE TO THE CLOSED POSITION AND SET AT 10:30-11.00 O'CLOCK-PLACE THE SPRING BACK ON THE END OF THE RELEASE AND REPLACE THE SCREW.

NOW EXTEND THE PISTON TO THE END AND IT SHOULD LOCK UP AND NOT BE ABLE TO PULL THE HANDLE DOWN. YOUR UNIT IS OK IF STILL A PROBLEM, REPEAT THE ABOVE OPERATION

HYDRA-RAM UNLIMITED, INC.
FIRE HOOKS UNLIMITED INC.
1827 OLD MILL ROAD
WALL TWP, NEW JERSEY 07719
PHONE: 732-280-7737 FAX: 732-280-7792

YOU HAVE ACQUIRED THE FIRST AND ONLY PATENTED (#5251445) PRESSURIZED HYDRAULIC FORCIBLE ENTRY TOOL. UNLIKE OTHER HYDRAULIC TOOLS, THE HYDRA-RAM HAS ELIMINATED SEPARATE HOSES AND PUMPS AND INTEGRATED THESE INTO A ONE-PIECE TOOL. WHILE OTHERS REQUIRE TWO MAN OPERATIONS, OURS ONLY NEEDS ONE MAN TO OPERATE. THE OTHERS BOAST THEIRS TO BE LIGHTWEIGHT (17-28lbs.) WE TRULY WEIGH OURS IN AT 11lbs ALONE AND WITH A BAG AND STRAP AT 12lbs.

AT THE DOOR; A TOOL SUCH AS A PRO-BAR, HALLIGAN, OFFICERS TOOL, OR PRY BAR SHOULD GAIN A SMALL PURCHASE WITH THEIR ADZ. THIS SMALL OPENING WILL ALLOW THE JAWS OF THE HYDRA-RAM TO BE PUSHED IN WITH THE PALM OF A HAND. A SUCCESSFUL TRICK WOULD BE TO PLACE YOUR FOOT AT THE BOTTOM OF THE DOOR AND APPLY PRESSURE, WHICH WILL CREATE A SMALL OPENING FOR THE HYDRA-RAM TO OPERATE. AT THIS POINT THE RING LOCK SHOULD BE REMOVED FROM THE HANDLE AND IT WILL RAISE OUT OF ITS 45-DEGREE ANGLE CHARGING THE CYLINDER AUTOMATICALLY. THIS UNIQUE FEATURE ALSO RECHARGES AFTER EVERY PUMP WITHOUT HAVING TO PRIME AND GAINS 3/4 OF AN INCH WITH EACH PUMP TO A MAXIMUM OF 4 INCHES. ALL NORMAL HYDRAULIC TOOLS REQUIRED TO BE PRIMED FIRST AND TO MOVE 4 INCHES WOULD REQUIRE ABOUT (30-40 PUMPS), WHILE OURS ONLY TAKES TO FULLY EXTEND. REMEMBER TIME IS EVERYTHING, LETS NOT FALL ASLEEP AT THE DOOR TRYING TO PRIME THE PUMPS. **NOTE** THE TOOL ONLY EXTENDS 4 INCHES AND NO FURTHER SO IF YOU DO NOT FORCE THE DOOR ON THE FIRST PURCHASE, USE A SEPARATE TOOL TO HOLD THAT PURCHASE AND PLACE THE HYDRA-RAM IN ANOTHER POSITION, AND REPEAT YOUR STEPS UNTIL THE DOOR IS FORCED.

THE HYDRA-RAM IS NOT DESIGNED TO BE HIT BY A MAUL OR A BACK OF AN AXE! THIS EVENTUALLY WILL LEAD TO AVOIDABLE DAMAGE, WHICH IS COSTLY TO REPAIR

WE GUARANTEE THE HYDRA-RAM FOR ONE YEAR FOR DEFECTIVE PARTS AND /OR LABOR, BUT NOT FOR MISUSE AND TAMPERING. STRIKING THE HYDRA-RAM WITH HEAVY TOOLS IS AND OPENING THE TOOL IS

THERE IS NOTHING TO FILL OR ADJUST! IT IS IMPORTANT THAT AFTER EACH USE THE TOOL BE CLEANED AND LUBRICATED! UNDER THE HANDLE, THERE IS A PISTON, WHERE 3IN 1 OIL SHOULD BE PLACED. EXTEND THE FORCE PISTON TO FULL EXTENSION, WIPE THE PISTON WITH A CLEAN RAG, AND AGAIN OIL. AFTER OILING RETRACT AND EXTEND A FEW TIME TO PROPERLY DISTRIBUTE THE OIL. IF TOOL IS TO BUILD UP WITH DIRT, BLOW IT OFF WITH A AIR GUN OR WASH WITH WATER. YES THE TOOL CAN BE WASHED IN SOAPY WATER AND THEN FLUSHED IN A SINK, THEN DRY AND LUBRICATE AS ABOVE.

JUST LIKE THE HUMAN BODY, THE HYDRA-RAM MUST BE EXERCISED. IF YOU LEAVE ON A SHELF FOR MONTHS THE SEALS WILL DRY AND YOU WILL LOSE THE CHARGE. TAKE IT OUT ONCE IN A WHILE AND USE.--- WHEN YOU DO THIS , PUT SOME OIL ON BOTH PISTONS..

SERVICE AND REPAIRS TO HYDRARAM, INC
594 HORSE POUND ROAD
CARMEL NEW YORK, 10512 TELEPHONE 1-845-228-0242 FAX 1-845-228-02430243


HYDRA RAM

The FIRST and ONLY One Piece Integrated Hydraulic Forcible Entry Tool.

- * No hoses or auxiliary pumps to leak or trip on.
- * Truly a "one man" operation since the whole unit is in the hands of the user.
- * Weighs only 12 pounds (same as a pro-bar) and is 13 inches long.
- * No worry about maintenance or leaking fluid. The HYDRA-RAM uses a patented process incorporating integral aircraft seals of triplex quality.
- * Our hydraulic fluid is non-flammable, non-toxic and non-freezing.
- * Special stainless steel of 220,000 tensile strength make up the jaws.
- * To insure lightness, the body is of a special aluminum heat-treated and hard-anodized to a darkened color of tactical black.
- * Special finger grips give a non-slip holding surface.
- * 10,000 pounds of force is presented at 138 pounds of pumping to acquire 3/4-inch per stroke to a maximum thrust opening of 4 inches.




- * The HYDRA-RAM can be placed in any position, even upside down, without any effect on its operation. A FIRST in hydraulics.
- * A heavy cordura bag compliments the unit.
- * For the Narcotics Officer, the unit's unique size (13"), and weight (12 lbs.) allows it to be carried under a coat like a hand weapon.
- * The HYDRA-RAM is patent pending. Serial number 07/770,413




When the question is forcible entry.....

THE ANSWER IS HYDRA RAM



***The HYDRA-RAM
is truly a
one man operation.***

Weights only 12 lbs.



***The FIRST and ONLY one piece
integrated hydraulic forcible entry tool.***

Your HYDRA-RAM Dealer:

HYDRA-RAM, INC.
1827 Old Mill Road
WALL, NEW JERSEY 07719
Ph. (732) 280-7737
FAX (732) 280-7792